





The Smart Alternative To Timber



## **SMARTSLAT**

- Is a unique two part steel slatting & louvre system where all the fixings are installed in the base and completely concealed when the cover is snapped on.
- Made from certified lightweight pre-painted steel.
- Gives a lifetime of maintenance free, modern looking privacy screens, fences, gates, sunshades, decorative garden features, fixed louvre panels & much more.
- Allows you to fill in the sides of carports, pergolas or any screening application that you may require.
- Available in the standard 3m lengths, with custom lengths made to order at no extra charge.
- Available in three different widths: 80mm, 55mm, 40mm.



Smartslat Front Fence



Smartslat Sliding Gate



Smartslat Louvre Fascia

## **FIXED LOUVRE BRACKETS**

- Two part bracket which sets the Smartslat at 30 degrees and provides sun shading, ventilation and privacy.
- Quick and easily installed to provide the perfect awning for window shades, fascia covers and privacy screens.



Smartslat Louvre Bracket



Smartslat Registered Design: 308890



Patent Pending



## HANDY TIPS

- First consider the length of the spans between posts or supports before starting your project.
- Never leave smartslat in direct sunlight as this will make the plastic hard to remove.
- Always leave the protective plastic on until fixing the slat into position. Start at the end of the slat base, peel back the plastic coating on each side. Then peel plastic cover down the length of the slat until removed.
- It is best not to use a Grinder to cut the slat. Use a cold cut method of cutting. E.g. Tinsnips, Hacksaw or Cold Cut Saw.
- Simply fasten the slat to the post or frame and fit cover. Use a spacer to set the gap between slats.
- Class 3 coated fasteners are recommended.

*For more information, ideas or handy hints visit  
[www.smartslat.com.au](http://www.smartslat.com.au)*

**WARNING:**  
*If using SmartSlat as a balustrade you must have it approved by  
a Structural Engineer.*




Plastic coating - extra protection during manufacture & transport



Clip Cover to the Base



Concealed Fasteners



Smartslat Tool Available



16-22 Cullen Place, Smithfield NSW 2164  
PO Box 6006, Wetherill Park NSW 2164  
Telephone: +612 9757 1199 Fax: +612 9757 1296  
Email: [info@gram.com.au](mailto:info@gram.com.au)  
Gram Engineering Pty Ltd t/as GramLine  
ABN 35 002 193 311  
[www.gramline.com](http://www.gramline.com)

**Distributed by:**



**PLEASE NOTE:** This brochure is correct at the time of printing and whilst we try to ensure our customers get the latest information, please check with your GramLine supplier or our Head Office for any updates or improvements. E&OE

For further advice and information on GramLine products and your nearest supplier/installer  
please call Freecall 1800 GRAMLIN